

THAKURDESAI & ASSOCIATES
CHARTERED ACCOUNTANTS

MAY QUEEN, 492, 33RD ROAD,
BANDRA (WEST), MUMBAI – 400 050.
TELEPHONE : 2646 4407 / 4600
FAX : 2600 4312
e-mail : caudayi@gmail.com

AUDITORS'S REPORT

1. Report on the Financial Statements

We have examined the accompanying financial statements of **Computer Society of India, Mumbai Chapter** having its Office at E-217, Floral Deck Plaza, Plot No. 15A & 15B, Central Road, Off MIDC, Near Seepz, Andheri (East), Mumbai – 400 093, which comprises of Balance Sheet as at 31st March, 2017 and also the Income and Expenditure Account for the year ended on that date and the summary of significant accounting policies and other explanatory information.

2. Management's Responsibility for the Financial Statements

The Management is responsible for the preparation of these financial statements that give a true and fair view of the financial position and financial performance of the Society. This responsibility includes the design, implementation and maintenance of internal control relevant to the preparation and presentation of the financial statements that give a true and fair view and are free from material misstatement, whether due to fraud or error.

3. Auditors' Responsibility

Our responsibility is to express an opinion on these financial statements based on our audit. We have conducted our audit in accordance with auditing standards generally accepted in India. These Standards require that we comply with ethical requirements and plan and perform the audit to obtain reasonable assurance about whether the financial statements are free from material misstatement. An audit includes examining, on a test basis, evidence supporting the amounts and disclosures in the financial statements. An audit also includes evaluating the appropriateness of the accounting policies used and the reasonableness of the accounting estimates made by the Management, as well as evaluating the overall presentation of the financial statements.

We believe that the audit evidence we have obtained is sufficient and appropriate to provide a basis for our audit opinion.



4. Opinion

On the basis of our examination we report that:

1. We have obtained all the information, which to the best of our knowledge and belief were necessary for the purpose of our audit.
2. The Balance Sheet and the Income & Expenditure Account dealt with by this Report are in agreement with the books of account.
3. In our opinion, the accounts are maintained in conformity with requirements of the accounting policy introduced by the CSI Executive Committee.
4. In our opinion and to the best of our information and according to the explanations given to us, the statement together with the schedules attached and read with the Accounting Policies and notes give a true and fair view :

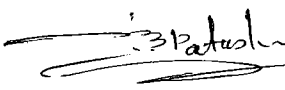

- i. In the case of the Balance Sheet, of the state of affairs as at 31st March, 2017.

And

- ii. In the case of the Income & Expenditure Account of the surplus for the year ended on that date.

For and on behalf of

Thakurdesai & Associates,
Chartered Accountants,

N. B. Pataskar.
Partner

M. No. : 32674

Date: 2nd August, 2017

Place: Mumbai

**Computer Society of India
Mumbai Chapter**


Balance Sheet as at 31st March, 2017

Particulars	Schedule No.	As on 31.03.2017 (Rs.)	As on 31.03.2016 (Rs.)
I. LIABILITIES			
FUNDS			
General Funds & Exp. Account			
Opening Balance		9,628,565	9,736,962
Add: Surplus transferred from Income and Expenditure A/c		217,971	-
Less: Deficit transferred from Income and Expenditure A/c.		-	(108,397)
		9,846,536	9,628,565
Building Fund		75,000	75,000
Student Activities Fund		61,667	61,667
		-	-
LOANS & ADVANCES			
CURRENT LIABILITIES & PROVISIONS			
Duties & Taxes			
Sundry Creditors		-	-
For Expenses		-	12,831
Payable to HQ		118,196	-
Provision for Expenses		92,767	56,886
Provision for Other Liabilities		-	1,215,500
Lecture/Course Fee received in Advance		3,600	3,750
Total		10,197,766	11,054,199
II. ASSETS			
FIXED ASSETS			
Net Block	A	1,034,519	1,039,279
HQ- Building A/c		4,206,591	4,206,591
Investments- Share of Floral Desk Plaza		250	250
CURRENT ASSETS LOANS & ADVANCES			
Current Assets			
Interest Accrued on Fixed Deposit	B	117,625	138,437
Sundry Debtors (unsecured, considered good)			
For CSI HQ (Exps. Receivable)		257,715	257,715
For CAS (Centre for Adv. Studies)		199,430	199,430
For Others		966,307	502,387
		1,423,452	959,532
Cash & Bank Balances			
Cash in Hand		3,323	12,531
Bank Balances with Scheduled Banks			
In S/B A/C			
State Bank of India - Marol		1,275,207	1,523,366
In Fixed Deposit Account	B		
State Bank of India - Marol		1,745,062	3,158,581
LOANS & ADVANCES – Unsecured-Considered Good			
Advances to staff		1,500	
Other Deposit – Security			
Deposit with Reliance Energy Limited		9,782	9,782
Deposit with MTNL		1,000	1,000
		10,782	10,782
Advances For Expenses			
TDS Receivable		312,786	4,850
Service Tax Input Credit		66,669	-
		379,455	4,850
Notes on Accounts	I		
Total		10,197,766	11,054,199

For and on behalf of
Thakurdesai & Associates,
Chartered Accountants (FRN 110944W)

N. B. Pataskar
Partner
M. No. FCA/32674

Date: 2nd August, 2017
Place: Mumbai




Chairman Vice-Chairman Secretary Treasurer

Computer Society of India, Mumbai Chapter			
Income and Expenditure Account for the year ended 31st March, 2017			
Particulars	Schedule No.	As on 31.03.2017 (Rs.)	As on 31.03.2016 (Rs.)
<u>INCOME</u>			
<u>Courses in Advance Technical Areas</u> Course Fees	E	2,843,913	4,206,734
<u>Conference Concerned with Development of Technology & Education</u> Technical Seminars/Events/Activities	F	3,571,074	-
Technical Lectures		-	-
Exhibitions & Others		-	-
<u>Membership Share from Head Quarter</u> (Chapter Share)		-	-
<u>Bank Interest</u> On Fixed Deposit		194,364	322,321
Interest on Savings Accounts		74,230	26,267
<u>Prior Period Income</u>		58,454	250,356
<u>Other Income</u> Miscellaneous Income		139,529	231,115
CSI-2012 Share		-	108,397
Excess of Expenditure over Income [Deficit]		-	108,397
Total		6,881,564	5,145,190
<u>EXPENDITURE</u>			
<u>Courses in Advance Technical Areas</u> Course Materials	G	1,527,938	2,343,435
<u>Conference Concerned with Development of Technology & Education</u> Technical Seminars/Events/Activities	H	2,239,024	-
Technical Lectures		18,787	12,672
<u>Book Publications</u> Newsletter / Hard Copy		4,000	-
<u>Establishment Expenses</u>	C	1,073,710	1,214,235
<u>Administrative Expenses</u>	D	1,626,942	1,311,820
<u>Depreciation on Fixed Assets</u>	A	173,193	249,656
<u>Prior Period Adjustments</u>		-	13,372
Excess of Income over Expenditure [Surplus]		217,971	-
Notes on Accounts	I		
Total		6,881,564	5,145,190

For and on behalf of
Thakurdesai & Associates,
Chartered Accountants (FRN 110944W)


N. B. Pataskar
Partner
M. No. FCA/32674


Date: 2nd August, 2017
Place: Mumbai




Chairman


Vice-Chairman


Secretary



Treasurer

**Computer Society of India
Mumbai Chapter**

Schedule - A : Fixed Assets

(Amount in Rs.)

Particulars	Rate	COST					Depreciation				Written Down Value	
		As on 31.03.2016	Addition		Deletions	As on 31.03.2017	As on 01.04.2016	Deletions	For the year	Total up to 31.03.2017	As on 31.03.2017	As on 31.03.2016
			Before 30/09/2016	After 30/09/2016								
Furniture & Fixture	10%	856,123	-	-	-	856,123	85,612	-	77,051	162,663	693,460	770,511
Office Equipments	15%	166,891	88,350	80,083	-	335,324	25,034	-	40,537	65,571	269,753	141,857
Computers	60%	231,684	-	-	-	231,684	139,010	-	55,604	194,614	37,070	92,674
Library Books	0%	34,237	-	-	-	34,237	-	-	-	-	34,237	34,237
TOTAL		1,288,935	88,350	80,083	-	1,457,368	249,656	-	173,193	422,849	1,034,519	1,039,279



BR

Prave

Arti Shah

PB

Computer Society of India
Mumbai Chapter

Schedule - B : Fixed Deposit

Bank Name	FD NO.	Date of Deposit	Date of Maturity	Rate of Interest (in %)	Amount of Deposit (in Rs.)	Amount of Maturity (in Rs.)
SBI, Marol	31971051664	08.02.2016	08.11.2017	7.50	274,530	312,653
SBI, Marol	32628631776	08.02.2016	08.11.2017	7.50	145,702	165,935
SBI, Marol	32628632850	08.02.2016	08.11.2017	7.50	145,702	165,935
SBI, Marol	32768619645	08.02.2016	08.11.2017	7.50	1,179,128	1,342,871
Total					1,745,062	1,987,394



[Handwritten signature]

[Handwritten signature]

[Handwritten initials]

[Handwritten signature]


**Computer Society of India
Mumbai Chapter**

Schedule - C : Establishment Expenses

Particulars	As on 31.03.2017 (Rs.)	As on 31.03.2016 (Rs.)
Salaries & Wages	708,050	995,995
Event Allowance	341,000	179,300
Provident Fund (Chapter's contribution)	24,660	38,940
Total	1,073,710	1,214,235

Schedule - D : Administrative Expenses

Particulars	As on 31.03.2017 (Rs.)	As on 31.03.2016 (Rs.)
<u>Repairs & Maintenance:</u>		
Building (Infrastructure Charges to HQ)	118,196	360,984
Office Equipment, Furniture & fixtures	213,753	44,502
Office Maintenance	74,206	27,701
Professional & Consultancy Fees	73,200	71,500
Rent, Rates & Taxes	345,322	90,292
Electricity Charges	108,770	34,820
Ex. ST Paid	6,525	-
Meeting Expenses	38,502	17,744
Miscellaneous Exp.	69,262	185,500
Bank Charges	28,426	12,139
Postage	18,233	15,138
Printing & Stationery	131,259	110,248
Staff Welfare Expenses	49,958	65,650
Telephone Charges	78,996	130,029
Traveling Exp.	86,205	132,094
AGM Expenses	10,305	13,480
Auditorium Expenses	5,520	-
Books & Periodicals	2,304	-
Honorarium	168,000	-
Total	1,626,942	1,311,820



[Handwritten signature]


[Handwritten signature]

[Handwritten signature]

[Handwritten signature]

Schedule - E : Details of Course Fees received during the year 2016-17	
Particulars	Amount
Advance Excel (Dec-2016)	-
Advance Excel (Henkel Adhessives) - May, 2016	35,000
Advance Excel & Powerpoint (Numaligarh) - June, 2016	74,674
Advance MS Excel - June, 2016	-
Android Programming - BITS	30,000
ASP Net MVC 5 (Datacomp) - Aug, 2016	55,000
Bakbone JS (Xoriant) - June, 2016	30,000
Big Data Hadoop - May, 2016	257,204
Cloud Security Fundamentals Aug. 2016	66,446
Cloud Security Fundamentals Dec. 2016	41,000
Cloud Security Fundamentals Nov. 2016	-
CSI Annual Convention	-
Data Science with Python - Aug. 2016	202,957
Data Science with Python - Dec. 2016	-
Digital Forensic - May, 2016	90,005
Digital Marketing (Kiot) - Aug 2016	17,391
Ethical Hacking (VIPS) - Sept, 2016	68,391
Facebook Marketing - Aug. 2016	16,000
ISMS & Intrnal Audit - Dec. 2016	70,870
ISMS & Intrnal Audit (GP Parsik Bank) - July, 2016	50,000
ISMS & Intrnal Audit - June, 2016	45,640
ISMS & Intrnal Audit (GP Parsik Bank) - Aug. 2016	50,000
ISO 20000 (Tata Power)	33,000
MVC5 (SBI) - Jan 2017	143,478
Network Security - June 2016	100,000
Online Digital Marketing - July 2016	50,826
Oracle RDBMS (CEMK) - July 2016	236,074
Perfect Professionals - Feb 2017	7,609
Performace Management - July 2016	42,478
Project Management - May 2016	94,960
Project Risk Managment - April 2016	26,000
Project Risk Management - Sept 2016	5,000
Python Programming (Pragti College) - Sept 2016	55,391
R Language Essentials - July 2016	100,259
Six Sigma White Belt - June 2016	16,030
Social Media Marketing - June 2016	82,000
Social Media Marketing - May 2016	105,993
Software Effort Estimation - April 2016	40,454
Software Effort Estimation - July 2016	-
Technical Documenttation (Tech Mahindra) Oct 2016	72,000
Web Application Security- Dec 2016	80,696
Web Application Security- July 2016	63,696
Wireless Security - Nov 2016	109,391
Wireless Security Workshop - April 2016	106,000
WPF Training (Maximus Infoware) - July 2016	72,000
Total	2,843,913

Schedule - F : Details of Technical Seminars/ Events/ Ativities	
Particulars	Amount
ISMA 13- March., 2017	621,308
IT-2020-Oct 2016	1,977,588
Tech Next India 2017	972,178
Total	3,571,074



[Handwritten signature]


[Handwritten signature]

[Handwritten signature]

[Handwritten signature]

Schedule - G : Details of Expenses incurred for the Courses in FY 2016-17	
Particulars	Amount
Advance Excel 2010 Maarch -2016)	2,300
Advance Excel (Henkel Adhessives) - May, 2016	14,000
Advance Excel& Powerpoint(Numaligarh) - June, 2016	29,036
Android Programming - BITS	22,500
ASP Net MVC 5 (Datacomp) - Aug, 2016	32,000
Bakbone JS (Xoriant)- June,2016	7,000
Big Data Hadoop - May, 2016	122,423
Capacity Building	20,560
Cloud Security Fundamentals Aug. 2016	27,594
Cloud Security Fundamentals Dec. 2016	12,100
CSI Annuual Convention	71,754
Data Sience with Pythn - Aug. 2016	115,892
Digital Forensic - May, 2016	39,290
Ethical Haking (VIPS) - Sept, 2016	30,000
Facebook Marketing - Aug. 2016	18,400
ISMS & Intrnal Audit - Dec. 2016	30,041
ISMS & Intrnal Audit (GP Parsik Bank) - July, 2016	37,061
ISMS & Intrnal Audit - June, 2016	3,200
ISMS & Intrnal Audit (GP Parsik Bank) - Aug. 2016	20,000
ISO 20000 (Tata Power)	18,000
MVC5 (SBI) - Jan 2017	94,972
Network Security - June 2016	43,169
Online Digital Marketing - July 2016	20,422
Oracle RDBMS (CEMK) - July 2016	109,800
Other Conference Expenses	54,798
Performace Management - July 2016	12,984
Project Management - May 2016	43,093
Project Risk Managment - April 2016	10,815
Project Risk Managment - Sept 2016	12,911
Python Programming (Pragti College) - Sept2016	36,500
R Language Essentials - July 2016	34,284
Six Sigma White Belt - June 2016	16,030
Social Media Marketing - June 2016	63,929
Social Media Marketing - May 2016	44,495
Software Effort Estimation - April 2016	17,215
Technical Documenttation (Tech Mahindra) Oct 2016	49,936
Web Application Security- Dec 2016	34,433
Web Application Security- July 2016	16,688
Wireless Security - Nov 2016	47,636
Wireless Security Workshop - April 2016	53,780
WPF Training (Maximus Infoware) - July 2016	36,000
Yoga Talent 2016	897
Total	1,527,938

Schedule - H : Details of expenses on Technical Seminars/ Events/ Activities	
Particulars	Amount
ISMA 13- March, 2017	229,519
IT-2020-Oct 2016	1,296,434
Tech Next India2017	713,071
Total	2,239,024



[Handwritten signature]

[Handwritten signature]

[Handwritten signature]

[Handwritten signature]

**Computer Society of India
Mumbai Chapter**

Schedule -I : Accounting Policies and Notes on Accounts

A. Accounting Policies:

1. Basis of Accounting

The accounts of the CSI, Mumbai Chapter are drawn up on historical cost and accrual basis.

2. Revenue Recognition

The membership Fees are recognized as and when it becomes due. Interest on Fixed Deposits of the Society is taken into account on an accrual basis during the Current year.

3. Fixed Assets

All Fixed Assets are shown on historical Cost basis and are stated at their written down value at the beginning of the year plus additions, if any, less depreciation for the year.

4. Depreciation

All Fixed assets (except books) are depreciated under the WDV method at the rates specified in the Income Tax Act, 1961 Depreciation on any addition is charged on pro-rata basis.

Head Quarter - Building a/c- The premises of Mumbai Chapter is treated as property of Head Quarter as per Head Quarter guidelines. Depreciation on Building is charged by Head Quarter in their books of account.

B. Notes on Account

1. Previous year's figures have been regrouped and rearranged wherever considered necessary.
2. Figures have been rounded off to the nearest rupee.



A handwritten signature in black ink, consisting of a stylized, looped initial.

A handwritten signature in black ink, appearing to be "Shankar".

A handwritten signature in black ink, appearing to be "S.S.".

A handwritten signature in black ink, appearing to be "P.B.".