

THAKURDESAI & ASSOCIATES
CHARTERED ACCOUNTANTS

MAY QUEEN, 492, 33RD ROAD,
BANDRA (WEST), MUMBAI – 400 050.
TELEPHONE : 2646 4407 / 4600
FAX : 2600 4312
e-mail : caudayt@gmail.com

AUDITORS' REPORT

1. Report on the Financial Statements

We have examined the accompanying financial statements of **Computer Society of India, Chennai Chapter** having its Office at 4th Cross Street, CIT Campus, Taramani, Chennai - 600113, which comprises of Balance Sheet as at 31st March, 2017 and also the Income and Expenditure Account for the year ended on that date and the summary of significant accounting policies and other explanatory information.


2. Management's Responsibility for the Financial Statements

The Management is responsible for the preparation of these financial statements that give a true and fair view of the financial position and financial performance of the Society. This responsibility includes the design, implementation and maintenance of internal control relevant to the preparation and presentation of the financial statements that give a true and fair view and are free from material misstatement, whether due to fraud or error.

3. Auditors' Responsibility

Our responsibility is to express an opinion on these financial statements based on our audit. We have conducted our audit in accordance with auditing standards generally accepted in India. These Standards require that we comply with ethical requirements and plan and perform the audit to obtain reasonable assurance about whether the financial statements are free from material misstatement. An audit includes examining, on a test basis, evidence supporting the amounts and disclosures in the financial statements. An audit also includes evaluating the appropriateness of the accounting policies used and the reasonableness of the accounting estimates made by the Management, as well as evaluating the overall presentation of the financial statements.

We believe that the audit evidence we have obtained is sufficient and appropriate to provide a basis for our audit opinion.



4. Opinion

On the basis of our examination we report that :


1. We have obtained all the information, which to the best of our knowledge and belief were necessary for the purpose of our audit.
 2. The Balance Sheet and the Income & Expenditure Account dealt with by this Report are in agreement with the books of account.
 3. In our opinion, the accounts are maintained in conformity with requirements of the accounting policy introduced by the CSI Executive Committee.
 4. In our opinion and to the best of our information and according to the explanations given to us, the statement together with the schedules attached and read with the Accounting Policies and notes give a true and fair view :
 - i. In the case of the Balance Sheet, of the state of affairs as at 31st March, 2017.
- And
- ii. In the case of the Income & Expenditure Account of the surplus for the year ended on that date.

For and on behalf of

Thakurdesai & Associates,
Chartered Accountants,
Firm Regn. No: 110944W


N. B. Pataskar.
Partner

M. No. : FCA/32674



Date: 4th August, 2017

Place: Mumbai

**Computer Society of India
Chennai Chapter**

Balance Sheet as at 31st March, 2017

Particulars	Schedule No.	As on 31.03.2017 (Rs.)		As on 31.03.2016 (Rs.)	
I. LIABILITIES					
FUNDS					
General Funds & Exp. Account					
Opening Balance		9,236,020		8,409,879	
Add: Transferred from Income and Expenditure A/c.		474,683		826,141	
Corpus Fund			9,710,703		9,236,020
			1,578,358		1,578,358
CURRENT LIABILITIES & PROVISIONS					
Sundry Creditor					
For Expenses		12,000		22,436	
Provision for other Liabilities		9,288	21,288	-	22,436
Total			11,310,349		10,836,814
II. ASSETS					
FIXED ASSETS					
Net Block	A		12,462		14,564
CURRENT ASSETS LOANS & ADVANCES					
Current Assets					
Interest Accrued on Fixed Deposit			208,782		706,735
Tax Deducted at source					
Sundry Debtors					
For Advertisement			-		-
For Others	E	32,077	32,077	63,668	63,668
Cash & Bank Balances					
Cash in Hand			6,283		9,729
Bank Balances with Scheduled Banks					
In S/B A/C					
State Bank of India			106,482		118,886
In Fixed Deposit Account	B		10,182,981		9,234,261
SBI Bank					
LOANS & ADVANCES – Unsecured-Considered Good					
Other Deposit		3,460		3,460	
Receivable from HQ- for Asset Transferred		234,218		234,218	
TDS receivable		523,603	761,281	451,293	688,971
Notes on Accounts	F				
Total			11,310,349		10,836,814

For and on behalf of
Thakurdesai & Associates,
Chartered Accountants (FRN 110944W)

Chairman

Vice-Chairman

Secretary


Treasurer

Partner

M. No. FCA/32674

Date: 4th August, 2017

Place: Mumbai





Computer Society of India, Chennai Chapter

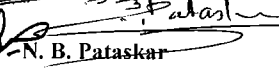
Income and Expenditure Account for the year ended 31st March, 2017

Particulars	Schedule No.	As on 31.03.2017 (Rs.)	As on 31.03.2016 (Rs.)
<u>INCOME</u>			
<u>Courses in Advance Technical Areas</u>			
Course Fees		58,443	-
<u>Conference Concerned with Development of Technology & Education</u>			
Technical Lectures		3,478	168,680
Seminar/Workshop/Exhibition Income		-	-
Sponsorship for Student Program		-	-
<u>Membership Share from Head Quarter</u> (Chapter Share)		8,176	151,362
<u>Bank Interest</u>			
Interest on Fixed Deposits		723,078	809,679
Interest on Savings Bank A/c		6,506	3,504
<u>Other Income</u>			
Grants/ Sponsorship Received		-	-
Miscellaneous Income		-	-
<u>Prior Period Adjustments</u>		41,343	-
Excess of Expenditure over Income [Deficit]		-	-
Total		841,023	1,133,225
<u>EXPENDITURE</u>			
<u>Courses in Advance Technical Areas</u>			
Course Expenses		60,613	-
<u>Conference Concerned with Development of Technology & Education</u>			
Technical Lectures		47,980	172,224
Seminar/Workshop/Exhibition		-	-
<u>Direct Expenses</u>			
Newsletter / Hard Copy		-	-
<u>Establishment Expenses</u>	C	130,000	95,000
<u>Administrative Expenses</u>	D	125,646	37,397
<u>Depreciation on Fixed Assets</u>	A	2,102	2,463
<u>Prior Period Expenses</u>		-	-
Excess of Income over Expenditure [Income]		474,683	826,141
Notes on Accounts	F		
Total		841,023	1,133,225


For and on behalf of
Thakurdesai & Associates,
 Chartered Accountants (FRN 110944W)

 T. R. Vasudeva Rao
 Chairman Vice-Chairman

 Secretary

 N. B. Pataskar
 Partner

M. No. FCA/32674




Date: 4th August, 2017
 Place: Mumbai

**Computer Society of India
Chennai Chapter**

Schedule - A : Fixed Assets


(Amount in Rs.)

Particulars	Rate	COST				Depreciation				Written Down Value	
		As on 31.03.2016	Addition	Deletions	As on 31.03.2017	As on 01.04.2016	Deletions	For the year	Total up to 31.03.2017	As on 31.03.2017	As on 31.03.2016
Furniture & Fixtures	10%	31,025	-	-	31,025	29,400	-	163	29,563	1,463	1,625
Electrical Fittings	10%	6,459	-	-	6,459	6,427	-	3	6,430	29	32
Office Equipments	15%	69,506	-	-	69,506	59,408	-	1,515	60,923	8,583	10,098
Wall Mounting Fan	15%	1,476	-	-	1,476	1,372	-	16	1,388	88	104
Computer Printer	15%	5,400	-	-	5,400	2,695	-	406	3,101	2,299	2,705
TOTAL		113,866	-	-	113,866	99,302	-	2,102	101,404	12,462	14,564



COMPUTER SOCIETY OF INDIA - CHENNAI CHAPTER
ANNEXURE OF DETAILS TO BALANCE SHEET & INCOME & EXPENDITURE
FOR THE YEAR ENDED 31-03-2017

<u>Annexure B</u>						
<u>Fixed Deposit</u>						
Bank Name	FD NO.	Date of Deposit	Date of Maturity	Rate of Interest (in %)	Principal Value on 31/03/2017 (in Rs.)	Maturity Value on 31/03/2017 (in Rs.)
SBI Bank	34452783801	03/12/2016	03/12/2017	6.90%	5,568,323	5,962,594
SBI Bank	34452814865	03/12/2016	03/12/2017	6.90%	4,614,658	4,941,403
Total					10,182,981	10,903,997



**Computer Society of India
Chennai Chapter**

Schedule - C : Establishment Expenses

Particulars	As on 31.03.2017 (Rs.)	As on 31.03.2016 (Rs.)
Honorarium to Part-time Employees	130,000	95,000
Total	130,000	95,000

Schedule - D : Administrative Expenses


Particulars	As on 31.03.2017 (Rs.)	As on 31.03.2016 (Rs.)
Office Maintenance Expenses	14,084	3,552
Accounting Charges	12,000	-
Annual Convention 2016 Expenses	51,200	-
Postage, Courier & Telegram	1,990	-
Printing & Stationery	3,276	3,679
Telephone Charges	16,255	11,987
AGM Expenses	26,841	18,179
Total	125,646	37,397



**Computer Society of India
Chennai Chapter**

Schedule – E : Sundry Debtors

Particulars	As on 31.03.2017 (Rs.)	As on 31.03.2016 (Rs.)
Info Career	-	5,000
HQ- 4 th National Student Program contest	-	26,711
HQ- Golden Jubilee Celebration	-	31,957
IEEE Chennai	620	-
IEEE CS	12,141	-
IEEE PCS	9,739	-
IEEE TEMS	8,418	-
IIT Madras	1,159	-
Total	32,077	63,668



**Computer Society of India
Chennai Chapter**

Schedule – F : Accounting Policies and Notes on Accounts

A. Accounting Policies:

1. Basis of Accounting

The accounts of the CSI, Chennai Chapter are drawn up on historical cost and accrual basis.

2. Revenue Recognition

The membership Fees are recognized as and when it becomes due. Interest on Fixed Deposits of the Society is taken into account on an accrual basis during the Current year.

3. Fixed Assets.

All Fixed Assets are shown on historical Cost basis and are stated at their written down value at the beginning of the year plus additions, if any, less depreciation for the year.

4. Depreciation.

All Fixed assets are depreciated under the WDV method at the rates specified in the Income Tax Act, 1961. Depreciation on any addition is charged on pro-rata basis.

B. Notes on Account

1. Previous year's figures have been regrouped and rearranged wherever considered necessary.
2. Figures have been rounded off to the nearest rupee.

